



AGM LEAD ACID BATTERY

1.0-6 General Purpose F4.8



MAIN INFORMATION / INFORMATIONS GÉNÉRALES

BRAND / MARQUE	NX
TECHNOLOGY / TECHNOLOGIE	AGM Lead acid
NOMINAL VOLTAGE / TENSION NOMINALE	6V
NOMINAL CAPACITY / CAPACITÉ NOMINALE	1.0Ah (20hr)
DIMENSIONS (± 2 mm) / DIMENSIONS (± 2 mm)	
• Length / Longueur	51 ± 1 mm (2.01 inches)
• Width / Largeur	42 ± 1 mm (1.65 inches)
• Height / Hauteur	51 ± 1 mm (2.01 inches)
• Total height with terminals / Hauteur totale (avec cosSES)	57 ± 1 mm (2.24 inches)
WEIGHT (± 2 %) / POIDS (± 2 %)	Approx. 0.25 kg (0.55 lbs)
TERMINAL / TYPE DE COSSES	F4.8 = FASTON 4.8
CASING / TYPE DE BAC	UL94 HB (Standard ABS)
COLOR / COULEUR DE BAC	Black top and black case

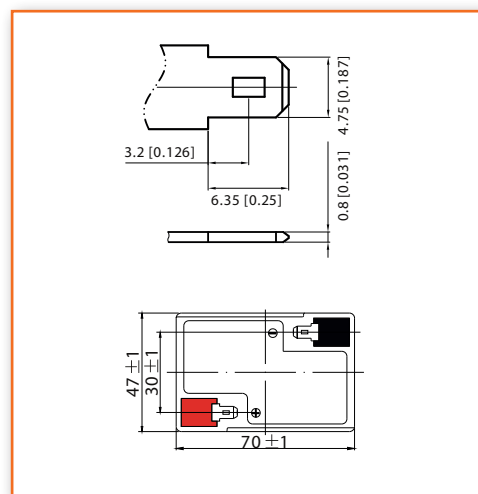


TECHNICAL INFORMATION / INFORMATIONS TECHNIQUES

CAPACITY / CAPACITÉ	1.00Ah / 0.050A (20hr, 1.80V/cell, 25°C/77°F) 0.93Ah / 0.093A (10hr, 1.80V/cell, 25°C/77°F) 0.84Ah / 0.168A (5hr, 1.75V/cell, 25°C/77°F) 0.735Ah / 0.245A (3hr, 1.75V/cell, 25°C/77°F) 0.607Ah / 0.607A (1hr, 1.60V/cell, 25°C/77°F)
DISCHARGE CURRENT / COURANT DE DÉCHARGE	15A (5S)
INTERNAL RESISTANCE / RÉSISTANCE INTERNE	Approx 75mΩ
OPERATING TEMPERATURE RANGE / PLAGES DE TEMPÉRATURE	
• Discharging / Décharge	-15°~50°C (5 ~122°F)
• Charging / Charge	0°~40°C (32 ~104°F)
• Storage / Stockage	-15°~40°C (5 ~104°F)
NOMINAL OPERATING TEMPERATURE / TEMPÉRATURE D'UTILISATION	25 ± 3°C (77 ± 5°F)
CAPACITY VS TEMPERATURE / CAPACITÉ SELON LA TEMPÉRATURE	40°C (104°F) 103% 25°C (77°F) 100% 0°C (32°F) 86%

Terminal

Unité : mm / Unit: inches



APPLICATIONS

All purpose / Tout usage

UPS / Onduleur

Emergency light / Éclairage de secours

Railway signal / Signalisation ferroviaire

Alarm and security system / Alarme et sécurité

Aircraft signal / Signal d'avion

Electronic devices and equipment / Appareils et équipements électroniques

Emergency backup / Alimentation de secours

Power supply / Réserve d'énergie

TMD 1 Description, classe : UN 2800 – accumulateurs inversables remplis d'électrolyte liquide, 8, none, (E)	
ADR : Not regulated	IMDG Not regulated
IATA : Exempt	Procédure TMD PROC 2 : UN 2800



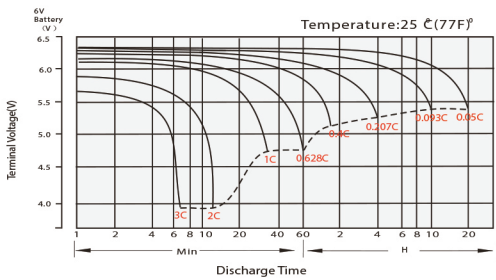
CONSTANT CURRENT DISCHARGE (AMPERES) AT 25°C
TABLE DE DÉCHARGE À COURANT ET PUISSANCE CONSTANTS (A) À 25°C

F.V/Temps	5 min	10min	15min	20min	30min	45min	1h	2h	3h	4h	5h	6h	8h	10h	20h
1.85V/cell	1.92	1.34	1.10	0.957	0.768	0.591	0.483	0.295	0.225	0.185	0.157	0.136	0.108	0.090	0.050
1.80V/cell	2.36	1.60	1.28	1.08	0.850	0.644	0.520	0.314	0.236	0.194	0.164	0.142	0.112	0.093	0.050
1.75V/cell	2.80	1.81	1.41	1.18	0.908	0.684	0.547	0.327	0.245	0.200	0.168	0.145	0.115	0.095	0.051
1.70V/cell	3.17	1.99	1.53	1.27	0.954	0.711	0.570	0.341	0.253	0.205	0.172	0.149	0.117	0.096	0.051
1.67V/cell	3.50	2.14	1.62	1.33	0.994	0.739	0.594	0.351	0.259	0.210	0.176	0.152	0.119	0.098	0.052
1.60V/cell	3.67	2.23	1.68	1.37	1.02	0.755	0.607	0.362	0.265	0.215	0.180	0.155	0.121	0.099	0.052

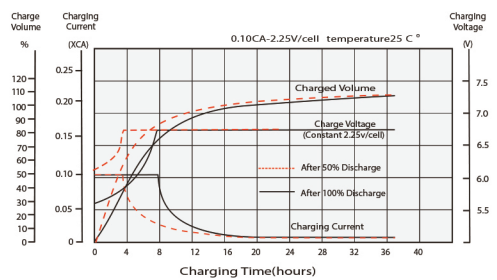
CONSTANT POWER DISCHARGE (WATTS) AT 25°C
DÉCHARGE À PUISSANCE CONSTANTE (WATTS) À 25°C

F.V/Temps	5 min	10min	15min	20min	30min	45min	1h	2h	3h	4h	5h	6h	8h	10h	20h
1.85V/cell	3.62	2.55	2.12	1.85	1.50	1.16	0.952	0.584	0.447	0.369	0.314	0.272	0.217	0.181	0.100
1.80V/cell	4.40	3.01	2.44	2.08	1.65	1.25	1.02	0.617	0.467	0.385	0.325	0.283	0.224	0.186	0.101
1.75V/cell	5.15	3.37	2.67	2.25	1.75	1.33	1.07	0.640	0.481	0.395	0.332	0.288	0.229	0.189	0.101
1.70V/cell	5.78	3.68	2.86	2.40	1.82	1.37	1.10	0.663	0.494	0.402	0.338	0.293	0.231	0.191	0.102
1.67V/cell	6.28	3.91	2.99	2.49	1.88	1.41	1.14	0.678	0.503	0.409	0.344	0.297	0.233	0.192	0.103
1.60V/cell	6.49	4.02	3.08	2.54	1.92	1.43	1.16	0.695	0.512	0.416	0.349	0.302	0.237	0.195	0.103

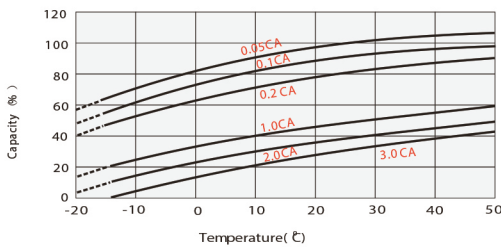
DISCHARGE CHARACTERISTICS
CARACTÉRISTIQUES DE DÉCHARGE



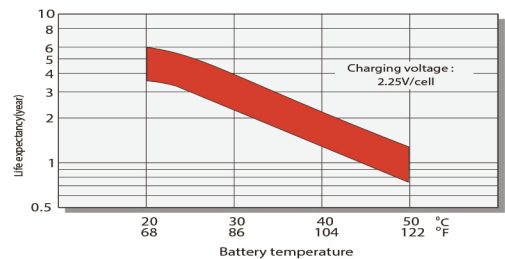
FLOAT CHARGING CHARACTERISTICS
CARACTÉRISTIQUES DE CHARGE EN FLOATING



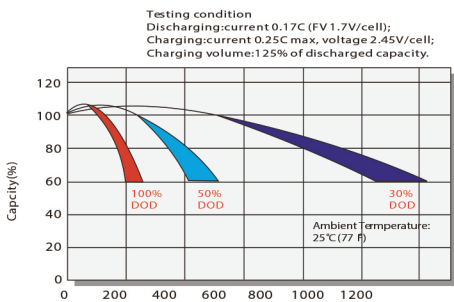
TEMPERATURE EFFECTS IN RELATION TO BATTERY CAPACITY
EFFET DE LA TEMPÉRATURE SUR LA BATTERIE



EFFECT OF TEMPERATURE ON LONG TERM FLOAT LIFE
EFFET DE LA TEMPÉRATURE SUR LA DURÉE DE VIE EN FLOATING



CYCLE LIFE IN RELATION TO DEPTH OF DISCHARGE
CYCLE DE VIE EN FONCTION DE LA PROFONDEUR DE LA DÉCHARGE



SELF DISCHARGE CHARACTERISTICS
RELATION ENTRE LA CAPACITÉ ET LE TEMPS DE STOCKAGE

