



AGM LEAD ACID BATTERY

9-12 UPS High Rate F4.8



MAIN INFORMATION / INFORMATIONS GÉNÉRALES

BRAND / MARQUE	NX
TECHNOLOGY / TECHNOLOGIE	AGM Lead acid
NOMINAL VOLTAGE / TENSION NOMINALE	12V
NOMINAL CAPACITY / CAPACITÉ NOMINALE	9Ah (20hr)
DIMENSIONS (± 2 mm) / DIMENSIONS (± 2 mm)	
• Length / Longueur	151 ± 2mm (5.95 inches)
• Width / Largeur	65 ± 1mm (2.56 inches)
• Height / Hauteur	93.5 ± 1mm (3.68 inches)
• Total height with terminals / Hauteur totale (avec cosses)	99 ± 1mm (3.90 inches)
WEIGHT (± 2 %) / POIDS (± 2 %)	Approx 2.45 kg (5.40 lbs)
TERMINAL / TYPE DE COSSES	F4.8 = FASTON 4.8
CASING / TYPE DE BAC	UL94 HB (Standard ABS)
COLOR / COULEUR DE BAC	Black top and black case

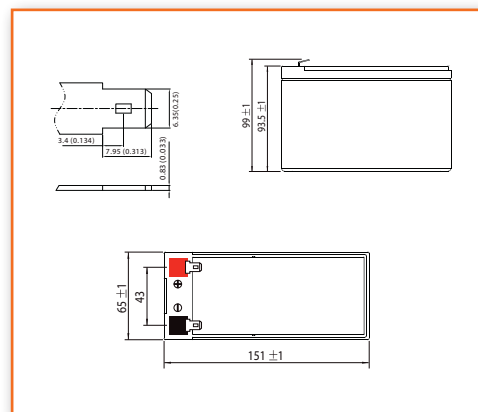


TECHNICAL INFORMATION / INFORMATIONS TECHNIQUES

CAPACITY / CAPACITÉ	9Ah / 0.45A (20hr/1.7V/cell,40°C/104°F) 8.50Ah / 0.425A (20hr,1.80V/cell,25°C/77°F) 7.93Ah / 0.793A (10hr,1.80V/cell,25°C/77°F) 7.15Ah / 1.43A (5hr,1.75V/cell,25°C/77°F) 6.36Ah / 2.12A (3hr,1.75V/cell,25°C/77°F) 5.31Ah / 5.31A (1hr,1.60V/cell,25°C/77°F)
DISCHARGE CURRENT / COURANT DE DÉCHARGE	127.5A (5s)
INTERNAL RESISTANCE / RÉSISTANCE INTERNE	Approx 18mΩ
OPERATING TEMPERATURE RANGE / PLAGE DE TEMPÉRATURE	
• Discharging / Décharge	-15°~50°C (5 ~122°F)
• Charging / Charge	0°~40°C (32 ~104°F)
• Storage / Stockage	-15°~40°C (5 ~104°F)
NOMINAL OPERATING TEMPERATURE / TEMPÉRATURE D'UTILISATION	25 ± 3°C (77 ± 5°F)
CAPACITY VS TEMPERATURE / CAPACITÉ SELON LA TEMPÉRATURE	40°C (104°F) 103% 25°C (77°F) 100% 0°C (32°F) 86%

Terminal

Unité : mm / Unit: inches



APPLICATIONS

UPS High rate / Onduleurs
Emergency light / Eclairage de secours
Starting system / Démarrage de groupe électrogène

Emergency backup / Alimentation de secours
High Power supply / Réserve d'énergie

TMD 1 Description, classe : UN 2800 – accumulateurs inversables remplis d'électrolyte liquide, 8, none, (E)	
ADR : Not regulated	IMDG Not regulated
IATA : Exempt	Procédure TMD PROC 2 : UN 2800



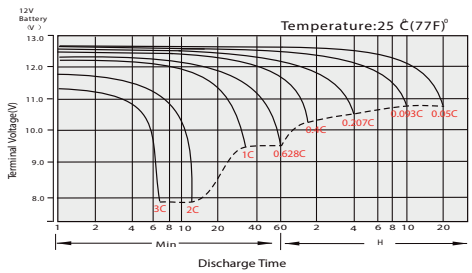
CONSTANT CURRENT DISCHARGE (AMPERES) AT 25°C
TABLE DE DÉCHARGE À COURANT ET PUISSANCE CONSTANTS (A) À 25°C

F.V/Temps	5min	10min	15min	20min	30min	45min	1h	2h	3h	4h	5h	6h	8h	10h	20h
1.85V/cell	19.6	13.9	11.7	9.92	7.41	5.50	4.40	2.62	1.95	1.58	1.33	1.15	0.911	0.753	0.415
1.80V/cell	23.4	16.0	13.1	10.9	8.11	5.93	4.73	2.80	2.07	1.67	1.40	1.21	0.961	0.793	0.425
1.75V/cell	26.1	17.4	14.1	11.6	8.45	6.15	4.90	2.88	2.12	1.70	1.43	1.23	0.978	0.806	0.434
1.70V/cell	28.5	18.8	14.8	12.1	8.77	6.36	5.04	2.96	2.17	1.74	1.45	1.25	0.992	0.816	0.439
1.67V/cell	30.9	19.8	15.4	12.5	9.06	6.56	5.20	3.01	2.22	1.76	1.48	1.27	1.003	0.825	0.443
1.60V/cell	32.6	20.6	15.9	12.8	9.32	6.72	5.31	3.08	2.25	1.80	1.50	1.29	1.013	0.832	0.446

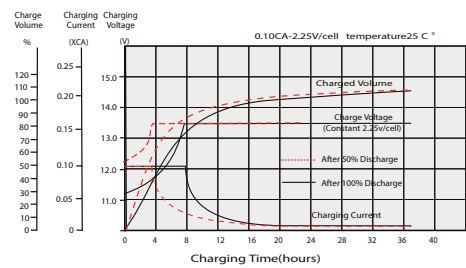
CONSTANT POWER DISCHARGE (WATTS) AT 25°C
DÉCHARGE À PUISSANCE CONSTANTE (WATTS) À 25°C

F.V/Temps	5min	10min	15min	20min	30min	45min	1h	2h	3h	4h	5h	6h	8h	10h	20h
1.85V/cell	36.9	26.4	22.4	19.2	14.5	10.8	8.67	5.18	3.88	3.15	2.67	2.32	1.83	1.52	0.839
1.80V/cell	43.6	30.2	24.9	21.1	15.8	11.6	9.28	5.53	4.10	3.32	2.80	2.43	1.93	1.59	0.855
1.75V/cell	48.4	32.7	26.7	22.2	16.3	12.0	9.61	5.67	4.18	3.36	2.83	2.45	1.95	1.61	0.869
1.70V/cell	51.9	34.8	27.7	22.9	16.8	12.3	9.79	5.77	4.26	3.41	2.86	2.48	1.96	1.62	0.872
1.67V/cell	55.5	36.2	28.4	23.4	17.2	12.5	10.0	5.83	4.31	3.44	2.89	2.49	1.97	1.63	0.874
1.60V/cell	57.2	36.7	28.9	23.6	17.4	12.7	10.1	5.92	4.34	3.48	2.92	2.52	1.98	1.64	0.876

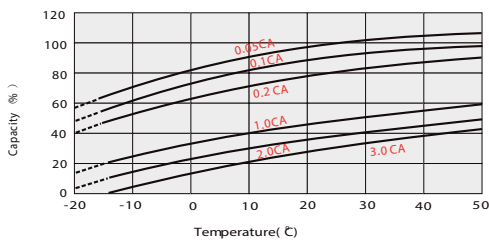
DISCHARGE CHARACTERISTICS
CARACTÉRISTIQUES DE DÉCHARGE



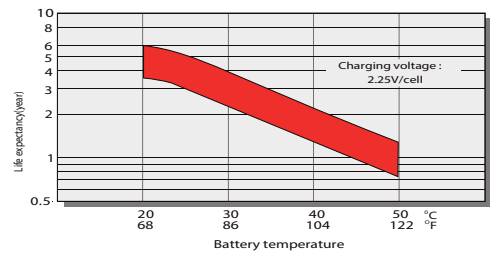
FLOAT CHARGING CHARACTERISTICS
CARACTÉRISTIQUES DE CHARGE EN FLOATING



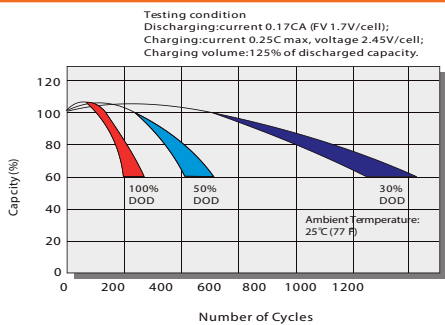
TEMPERATURE EFFECTS IN RELATION TO BATTERY CAPACITY
EFFET DE LA TEMPÉRATURE SUR LA BATTERIE



EFFECT OF TEMPERATURE ON LONG TERM FLOAT LIFE
EFFET DE LA TEMPÉRATURE SUR LA DURÉE DE VIE EN FLOATING



CYCLE LIFE IN RELATION TO DEPTH OF DISCHARGE
CYCLE DE VIE EN FONCTION DE LA PROFONDEUR DE LA DÉCHARGE



SELF DISCHARGE CHARACTERISTICS
RELATION ENTRE LA CAPACITÉ ET LE TEMPS DE STOCKAGE

