



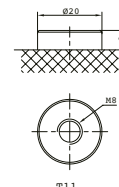
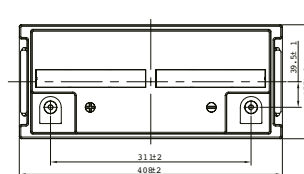
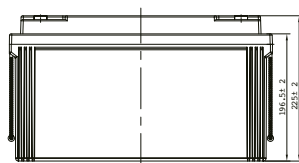
# AGM LEAD ACID BATTERY NX

## BATTERIE PLOMB AGM NX

### 120-12 UPS HIGH RATE M8-F

#### MAIN INFORMATION / INFORMATIONS GÉNÉRALES

<b>BRAND</b>	MARQUE	NX
<b>TECHNOLOGY</b>	TECHNOLOGIE	AGM Lead acid
<b>VOLTAGE</b>	TENSION	12V
<b>NOMINAL CAPACITY (25°C)</b>	CAPACITÉ NOMINALE (25°C)	
• Ah (C20; 1,8V/cell)		120 Ah
• W (W15; 1.67V/cell)		460 W/CELL
<b>CASING</b>	TYPE DE BAC	ABS (UL94 HB)
<b>TERMINAL</b>	TYPE DE COSSES	M8-F
<b>DESIGN LIFE</b>	DURÉE DE VIE ESTIMÉE (25°C)	12 ans
<b>WEIGHT</b>	POIDS	37,5 Kg
<b>DIMENSIONS (±2%)</b>	DIMENSIONS (±2%)	
• Length / Longueur		408 mm (16,1 inches)
• Width / Largeur		177 mm (6,97 inches)
• Height / Hauteur		225 mm (8,86 inches)
• Total height with terminals / Hauteur totale (avec cosSES)		225 mm (8,86 inches)
<b>OPERATING TEMP. RANGE</b>	PLAGE DE TEMPÉRATURE	
• Discharge / Décharge		-20~55°C
• Charge / Charge		-20~40°C
• Storage / Stockage		-15~50°C
• Nominal Operating Temperature / Température d'utilisation		25±3 C (77±5°F)
<b>INTERNAL RESISTANCE</b>	RÉSISTANCE INTERNE (25°C)	Approx. 3,8 mΩ
<b>SHORT-CIRCUIT CURRENT</b>	COURANT DE COURT CIRCUIT	2400A
<b>MAX CHARGING CURRENT</b>	COURANT DE CHARGE MAX	0,25 C
<b>CHARGE VOLTAGE (25°C)</b>	TENSION DE CHARGE (25°C)	
• Standby use / Utilisation en standby		Voltage 2,25V~2,3V at 25°C (77°F) Temp.   Coefficient -3mV/°C
• Equalization use / Charge d'équilibrage		Voltage 2,3V~2,4V at 25°C (77°F) Temp.   Coefficient -4mV/°C
<b>EFFECT OF TEMP. TO CAPACITY</b>	IMPACT DE LA TEMP. SUR LA CAPACITÉ	
• 40°C / (104°F)		103%
• 25°C / (77° F)		100%
• 0°C / (32° F)		86%



#### MAIN FEATURES / CARACTÉRISTIQUES PRINCIPALES

- 12 years design life (25°C).
- Excellent high current performance optimised for short discharge time
- Advanced AGM technology for superior high-rate power
- Long Life Alloy - minimizing grid growth, reducing gassing, and extending battery life
- Epoxy-sealed posts eliminate leaks
- Optimal energy density - saves floor space
- Durée de vie de 12 ans (25°C).
- Excellente performance à courant élevé optimisée pour un temps de décharge court
- Technologie AGM avancée pour une puissance élevée supérieure
- Alliage Longue Durée - minimisant la croissance de la grille, réduisant le dégazage et prolongeant la durée de vie de la batterie
- Poteaux scellés à l'époxy éliminant les fuites
- Densité d'énergie optimale - économisant de l'espace au sol

www.enix-energies.com • Date: 13/03/24

1 / 2

OUTLINE SAFETY WARNING: USE ONLY WITH IN THE ALLOWED PARAMETERS. Do not short circuit or over-load the battery. Charge only using an approved charger designed specifically to charge this battery. Do not heat above maximum temperatures indicated. Never crush, mutilate, puncture or abuse the battery. Do not dismantle the pack or disable any of the protective devices or circuits. DO NOT USE THE BATTERY IF YOU SUSPECT IT MAY BE FAULTY OR DAMAGED.

© Copyright Enix Energies 2005. NB: This document and the product design are the intellectual property of Enix Energies. No document or design may be copied or used for commercial purposes without written permission of Enix Energies. Users must satisfy themselves, by means of testing etc, that products are suitable for their application. Data in this document is for general guidance only; consult cell manufacturers data for definitive information. Information is given free of charge and in good faith, but no responsibility can be accepted for any errors or omission or costs or losses or liabilities arising from the use of this information. All business is conducted to Enix Energies terms and conditions only.

**CAUTION / AVERTISSEMENT**

**Do not tip the battery over.**  
**End-of-life NX batteries must be recycled in accordance with current legislation.**  
**Do not install or charge batteries in a sealed or non-ventilated compartment.**

Ne pas renverser la batterie.  
 Les batteries NX en fin de vie doivent être recyclées selon la législation en vigueur.  
 Ne pas installer ou charger les batteries dans un endroit clos et non aéré.

**APPLICATIONS\***

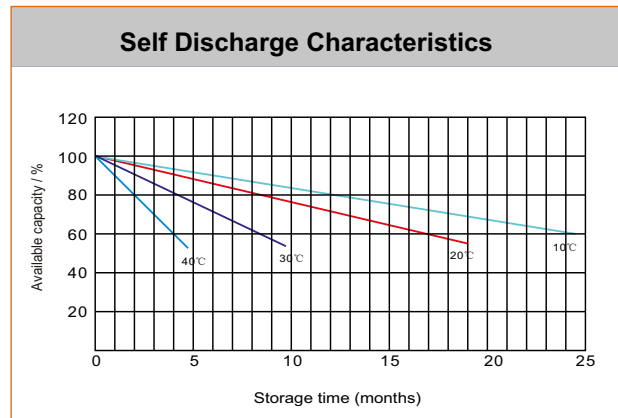
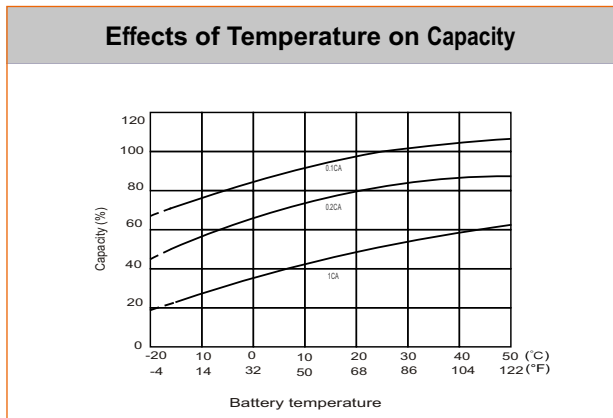
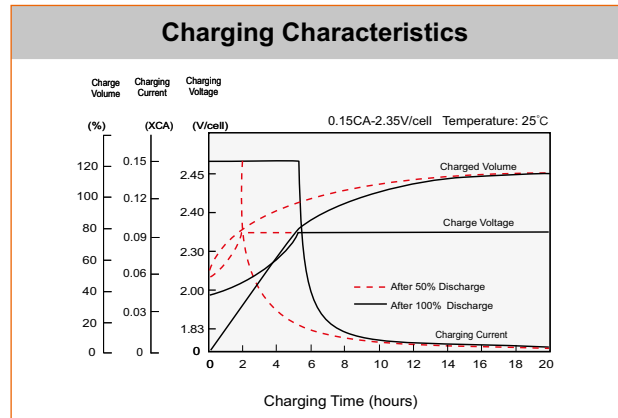
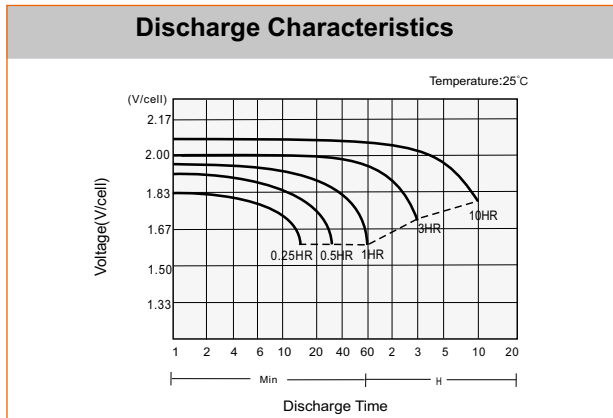
\* Non exhaustive list / Liste non-exhaustive

- UPS
- Industrial Process Control Facilities
- UPS / Onduleur
- Applications industrielles
- Hospitals and Testing Laboratories
- Data and Network Operation Centers
- Médical
- Telecom et réseau
- Emergency Power Supply
- Alimentation de secours

Constant Current Discharge (Amperes) at 25°C (77°F)														
F.V/Time	5min	10min	15min	20min	30min	45min	1h	1.5h	2h	3h	4h	5h	8h	10h
1.85V/cell	275.2	219.7	190.5	149.8	103.8	81.5	66.0	48.5	39.7	29.5	23.4	19.8	13.7	11.7
1.80V/cell	312.9	249.4	215.8	169.3	117.0	86.5	68.3	50.0	42.0	30.5	24.2	20.5	13.9	12.0
1.75V/cell	339.9	270.4	233.7	182.8	125.9	91.7	71.1	52.0	43.6	31.2	25.0	21.1	14.1	12.1
1.70V/cell	363.4	288.3	248.2	193.9	133.5	96.3	74.2	54.2	44.6	31.9	25.6	21.6	14.3	12.1
1.67V/cell	376.1	297.5	255.4	199.1	136.6	98.9	75.0	55.6	45.7	32.5	26.0	21.9	14.5	12.3
1.60V/cell	389.4	307.6	263.3	204.3	140.0	101.4	76.4	57.5	46.6	33.4	26.6	22.3	14.5	12.4

Constant Power Discharge (Watts/cell) at 25°C (77°F)														
F.V/Time	5min	10min	15min	20min	30min	45min	1h	1.5h	2h	3h	4h	5h	8h	10h
1.85V/cell	513.9	413.3	360.6	284.9	198.4	156.7	127.7	94.0	77.2	57.7	45.8	38.9	27.1	23.2
1.80V/cell	574.9	462.3	403.4	318.7	221.9	165.3	131.3	96.3	81.3	59.3	47.3	40.3	27.6	23.8
1.75V/cell	613.5	493.4	430.6	340.1	236.8	174.2	136.1	99.9	84.1	60.5	48.8	41.3	27.8	23.9
1.70V/cell	645.0	518.7	452.6	357.6	249.0	181.6	141.3	103.5	85.7	61.6	49.7	42.1	28.2	24.0
1.67V/cell	655.5	527.2	460.0	363.4	253.0	185.5	142.1	105.7	87.4	62.6	50.2	42.5	28.4	24.4
1.60V/cell	664.7	534.5	466.4	368.5	256.5	188.3	143.6	108.5	88.6	63.9	51.1	43.2	28.5	2.00



OUTLINE SAFETY WARNING: USE ONLY WITHIN THE ALLOWED PARAMETERS. Do not short circuit or over-load the battery. Charge only using an approved charger designed specifically to charge this battery. Do not heat above maximum temperatures indicated. Never crush, mutilate, puncture or abuse the battery. Do not dismantle the pack or disable any of the protective devices or circuits. DO NOT USE THE BATTERY IF YOU SUSPECT IT MAY BE FAULTY OR DAMAGED.

© Copyright Enix Energies 2005. NB: This document and the product design are the intellectual property of Enix Energies. No document or design may be copied or used for commercial purposes without written permission of Enix Energies. Users must satisfy themselves, by means of testing etc, that products are suitable for their application. Data in this document is for general guidance only; consult cell manufacturers data for definitive information. Information is given free of charge and in good faith, but no responsibility can be accepted for any errors or omission or costs or losses or liabilities arising from the use of this information. All business is conducted to Enix Energies terms and conditions only.