



AGM LEAD ACID BATTERY

2.2-12 General Purpose F4.8

AGM
GENERAL
PURPOSE

MAIN INFORMATION / INFORMATIONS GÉNÉRALES

BRAND	MARQUE	NX
TECHNOLOGY	TECHNOLOGIE	AGM Lead acid
NOMINAL VOLTAGE	TENSION NOMINALE	12V
NOMINAL CAPACITY	CAPACITÉ NOMINALE	2.2Ah (20hr)
DIMENSIONS (± 2 mm)	DIMENSIONS (± 2 mm)	
• Length / Longueur		70 ± 2mm (2.76 inches)
• Width / Largeur		48 ± 2mm (1.89 inches)
• Height / Hauteur		98 ± 2mm 5 (3.86 inches)
• Total height with terminals / Hauteur totale (avec cosSES)		104 ± 2mm 4.09 inches
WEIGHT (± 2 %)	POIDS (± 2 %)	Approx 0.80kg (1.76lbs)
TERMINAL	TYPE DE COSSES	F4.8 = FASTON 4.8
CASING	TYPE DE BAC	UL94 HB (Standard ABS)
COLOR	COULEUR DE BAC	White top and white case

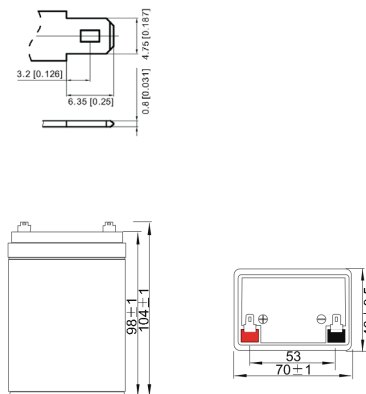


TECHNICAL INFORMATION / INFORMATIONS TECHNIQUES

CAPACITY	CAPACITÉ	2.20Ah/0.110A (20hr, 1.80V/cell, 25°C/77°F) 2.05Ah/0.205A (10hr, 1.80V/cell, 25°C/77°F) 1.85Ah/0.370A (5hr, 1.75V/cell, 25°C/77°F) 1.61Ah/0.538A (3hr, 1.75V/cell, 25°C/77°F) 1.34Ah/1.34A (1hr, 1.60V/cell, 25°C/77°F)
DISCHARGE CURRENT	COURANT DE DÉCHARGE	33A (5s)
INTERNAL RESISTANCE	RÉSISTANCE INTERNE	Approx 100mΩ
OPERATING TEMPERATURE RANGE	PLAGE DE TEMPÉRATURE	
• Discharging / Décharge		-15°~50°C (5 ~122°F)
• Charging / Charge		0°~40°C (32 ~104°F)
• Storage / Stockage		-15°~40°C (5 ~104°F)
NOMINAL OPERATING TEMPERATURE	TEMPÉRATURE D'UTILISATION	25 ± 3°C (77 ± 5°F)
CAPACITY VS TEMPERATURE	CAPACITÉ SELON LA TEMPÉRATURE	40°C (104°F) 103% 25°C (77°F) 100% 0°C (32°F) 86%

Terminal

Unité : mm / Unit: inches



APPLICATIONS

All purpose / Tout usage

UPS / Onduleur

Emergency light / Éclairage de secours

Railway signal / Signalisation ferroviaire

Alarm and security system / Alarme et sécurité

Aircraft signal / Signal d'avion

Electronic devices and equipment / Appareils et équipements électroniques

Emergency backup / Alimentation de secours

Power supply / Réserve d'énergie

TMD 1 Description, classe : UN 2800 – accumulateurs inversables remplis d'électrolyte liquide, 8, none, (E)

ADR : Not regulated

IMDG Not regulated

IATA : Exempt

Procédure TMD PROC 2 : UN 2800



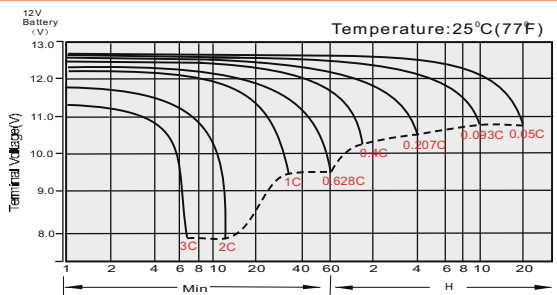
CONSTANT CURRENT DISCHARGE (AMPERES) AT 25°C
TABLE DE DÉCHARGE À COURANT ET PUISSANCE CONSTANTS (A) À 25°C

F.V/Temps	5min	10min	15min	20min	30min	45min	1h	2h	3h	4h	5h	6h	8h	10h	20h
1.85V/cell	4.22	2.94	2.43	2.11	1.69	1.30	1.06	0.649	0.494	0.406	0.345	0.299	0.237	0.198	0.109
1.80V/cell	5.19	3.51	2.82	2.38	1.87	1.42	1.14	0.690	0.520	0.427	0.360	0.312	0.246	0.205	0.110
1.75V/cell	6.15	3.97	3.11	2.59	2.00	1.50	1.20	0.719	0.538	0.441	0.370	0.320	0.253	0.209	0.111
1.70V/cell	6.98	4.38	3.36	2.79	2.10	1.56	1.25	0.749	0.556	0.452	0.379	0.327	0.257	0.212	0.113
1.65V/cell	7.70	4.71	3.56	2.92	2.19	1.63	1.31	0.771	0.570	0.461	0.387	0.334	0.261	0.215	0.115
1.60V/cell	8.08	4.91	3.70	3.02	2.25	1.66	1.34	0.795	0.584	0.472	0.395	0.340	0.267	0.219	0.115

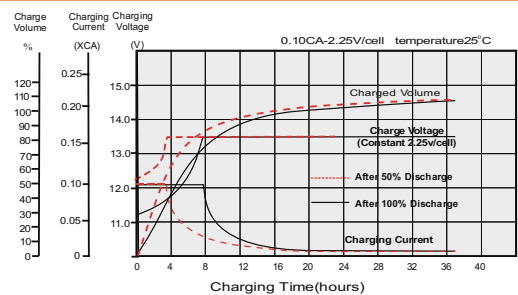
CONSTANT POWER DISCHARGE (WATTS) AT 25°C
DÉCHARGE À PUISSANCE CONSTANTE (WATTS) À 25°C

F.V/Temps	5min	10min	15min	20min	30min	45min	1h	2h	3h	4h	5h	6h	8h	10h	20h
1.85V/cell	7.97	5.61	4.67	4.08	3.30	2.55	2.09	1.29	0.983	0.811	0.690	0.599	0.478	0.398	0.220
1.80V/cell	9.68	6.63	5.37	4.58	3.62	2.76	2.24	1.36	1.03	0.847	0.716	0.622	0.493	0.410	0.221
1.75V/cell	11.3	7.42	5.87	4.95	3.84	2.92	2.35	1.41	1.06	0.868	0.731	0.633	0.503	0.415	0.222
1.70V/cell	12.7	8.10	6.29	5.27	4.01	3.01	2.43	1.46	1.09	0.885	0.744	0.645	0.507	0.420	0.224
1.65V/cell	13.8	8.60	6.58	5.48	4.14	3.11	2.52	1.49	1.11	0.899	0.757	0.654	0.513	0.423	0.226
1.60V/cell	14.3	8.84	6.78	5.59	4.22	3.15	2.55	1.53	1.13	0.916	0.768	0.664	0.521	0.428	0.227

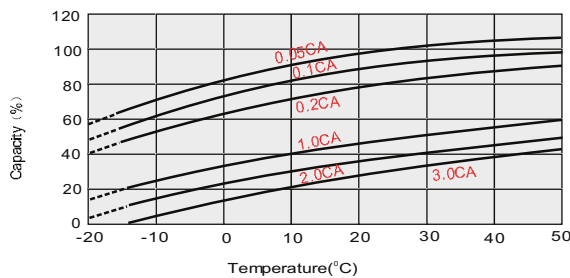
DISCHARGE CHARACTERISTICS
CARACTÉRISTIQUES DE DÉCHARGE



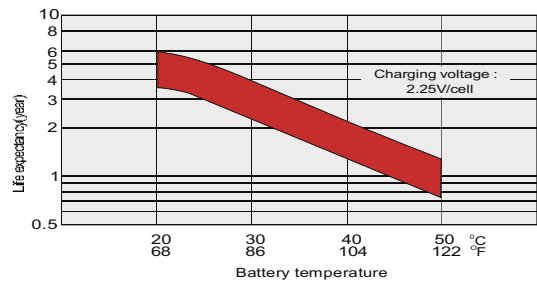
FLOAT CHARGING CHARACTERISTICS
CARACTÉRISTIQUES DE CHARGE EN FLOATING



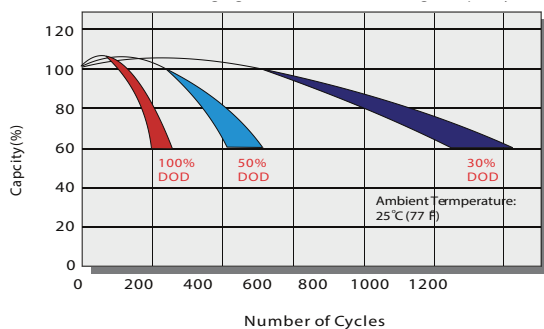
TEMPERATURE EFFECTS IN RELATION TO BATTERY CAPACITY
EFFET DE LA TEMPÉRATURE SUR LA BATTERIE



EFFECT OF TEMPERATURE ON LONG TERM FLOAT LIFE
EFFET DE LA TEMPÉRATURE SUR LA DURÉE DE VIE EN FLOATING



CYCLE LIFE IN RELATION TO DEPTH OF DISCHARGE
CYCLE DE VIE EN FONCTION DE LA PROFONDEUR DE LA DÉCHARGE



SELF DISCHARGE CHARACTERISTICS
RELATION ENTRE LA CAPACITÉ ET LE TEMPS DE STOCKAGE

