



# AGM LEAD ACID BATTERY

## BATTERIE PLOMB AGM

### 12-6 General Purpose FR F6.35

#### MAIN INFORMATION / INFORMATIONS GÉNÉRALES

BRAND / MARQUE	NX
TECHNOLOGY / TECHNOLOGIE	AGM Lead acid
NOMINAL VOLTAGE / TENSION NOMINALE	6V
NOMINAL CAPACITY / CAPACITÉ NOMINALE (C <sub>20</sub> , 1.75V/cell)	12Ah
DIMENSIONS / DIMENSIONS	
• Length / Longueur	151 ± 2 mm (5.94 inches)
• Width / Largeur	50.5 ± 1 mm (1.99 inches)
• Height / Hauteur	94 ± 1 mm (3.70 inches)
• Total height with terminals / Hauteur totale (avec cosSES)	100 ± 2 mm (3.94 inches)
WEIGHT ( ± 2 % ) / POIDS ( ± 2 % )	Approx 1.60kg (3.53lbs)
TERMINAL / TYPE DE COSSES	F 6.35 = FASTON 6.35
CASING / TYPE DE BAC	UL94 V-0 (Flame retardant)

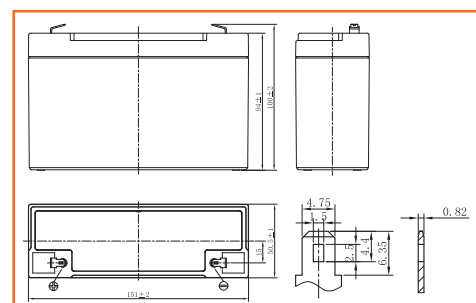


#### TECHNICAL INFORMATION / INFORMATIONS TECHNIQUES

CAPACITY / CAPACITÉ	12.0Ah/0.60A (20hr, 1.75V/cell, 25°C/77°F)
	11.2Ah/1.12A (10hr, 1.75V/cell, 25°C/77°F)
	10.2Ah/2.04A (6hr, 1.75V/cell, 25°C/77°F)
	9.00Ah/3.00A (3hr, 1.75V/cell, 25°C/77°F)
	7.20Ah/7.20A (1hr, 1.60V/cell, 25°C/77°F)
DISCHARGE CURRENT / COURANT DE DÉCHARGE	180A (5s)
INTERNAL RESISTANCE / RÉSISTANCE INTERNE	Approx 9mΩ
OPERATING TEMPERATURE RANGE / PLAGE DE TEMPÉRATURE	
• Discharging / Décharge	-15°~50°C (5 ~122°F)
• Charging / Charge	-20°~40°C (-4 ~104°F)
• Storage / Stockage	-15°~40°C (5 ~104°F)
NOMINAL OPERATING TEMPERATURE / TEMPÉRATURE D'UTILISATION	25 ± 3°C (77 ± 5°F)
CAPACITY VS TEMPERATURE / CAPACITÉ SELON LA TEMPÉRATURE	40°C (104°F) 103%
	25°C (77°F) 100%
	0°C (32°F) 86%

#### Terminal

Unité : mm / Unit: inches



#### APPLICATIONS / APPLICATIONS

All purpose / Tout usage	Aircraft signal / Signal d'avion
UPS / Onduleur	Electronic devices and equipment / Appareils et équipements électroniques
Emergency light / Éclairage de secours	Emergency backup / Alimentation de secours
Railway signal / Signalisation ferroviaire	Power supply / Réserve d'énergie
Alarm and security system / Alarme et sécurité	

www.enix-energies.com • Date: 2023-03-08



1 / 2

OUTLINE SAFETY WARNING: USE ONLY WITH IN THE ALLOWED PARAMETERS. Do not short circuit or over-load the battery. Charge only using an approved charger designed specifically to charge this battery. Do not heat above maximum temperatures indicated. Never crush, mutilate, puncture or abuse the battery. Do not dismantle the pack or disable any of the protective devices or circuits. DO NOT USE THE BATTERY IF YOU SUSPECT IT MAY BE FAULTY OR DAMAGED.

© Copyright Enix Energies 2005. NB: This document and the product design are the intellectual property of Enix Energies. No document or design may be copied or used for commercial purposes without written permission of Enix Energies. Users must satisfy themselves, by means of testing etc, that products are suitable for their application. Data in this document is for general guidance only; consult cell manufacturers data for definitive information. Information is given free of charge and in good faith, but no responsibility can be accepted for any errors or omission or costs or losses or liabilities arising from the use of this information. All business is conducted to Enix Energies terms and conditions only.

**CONSTANT CURRENT DISCHARGE CHARACTERISTICS / CARACTÉRISTIQUES DE DÉCHARGE À COURANT CONSTANT**

FV/Time	5min	10min	15min	20min	30min	45min	1h	1.5h	2h	3h	4h	5h	6h	8h	10h	20h
1.85V/cell	30.6	22.7	18.1	14.8	11.0	8.07	6.59	4.81	3.82	2.91	2.34	1.99	1.70	1.34	1.09	0.587
1.80V/cell	33.2	23.9	18.8	15.2	11.3	8.23	6.72	4.90	3.88	2.95	2.37	2.01	1.72	1.35	1.10	0.594
1.75V/cell	35.9	25.1	19.5	15.7	11.5	8.39	6.84	4.98	3.94	3.00	2.40	2.04	1.74	1.37	1.12	0.600
1.70V/cell	38.6	26.2	20.2	16.2	11.8	8.55	6.96	5.06	4.01	3.04	2.43	2.07	1.77	1.39	1.13	0.606
1.67V/cell	40.2	26.9	20.6	16.4	12.0	8.65	7.03	5.11	4.04	3.07	2.45	2.08	1.78	1.40	1.14	0.609
1.60V/cell	43.7	28.6	21.6	17.1	12.3	8.88	7.20	5.22	4.12	3.13	2.50	2.12	1.81	1.42	1.16	0.618

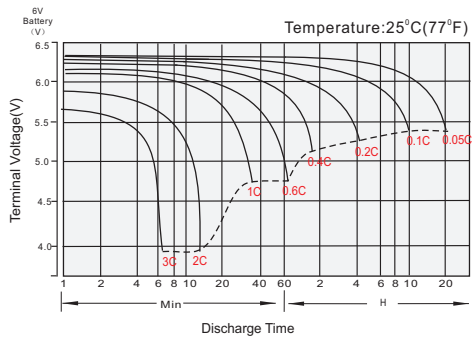
Units: Amperes (25°C, 77°F)

**CONSTANT POWER DISCHARGE CHARACTERISTICS / CARACTÉRISTIQUES DE DÉCHARGE À PUISSANCE CONSTANTE**

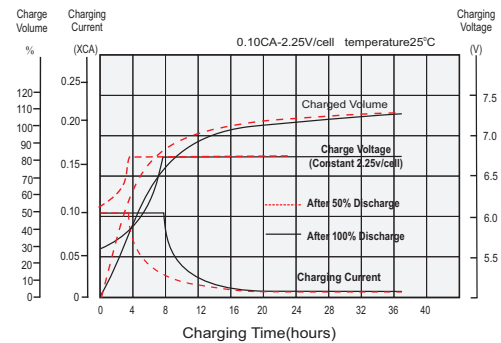
FV/Time	5min	10min	15min	20min	30min	45min	1h	1.5h	2h	3h	4h	5h	6h	8h	10h	20h
1.85V/cell	58.2	43.5	34.8	28.4	21.2	15.7	12.8	9.40	7.49	5.72	4.60	3.92	3.36	2.65	2.17	1.17
1.80V/cell	62.7	45.4	36.0	29.2	21.7	15.9	13.0	9.53	7.58	5.79	4.66	3.97	3.40	2.68	2.19	1.19
1.75V/cell	67.3	47.4	37.1	29.9	22.1	16.2	13.2	9.66	7.68	5.87	4.72	4.02	3.44	2.71	2.22	1.20
1.70V/cell	71.8	49.3	38.2	30.7	22.5	16.4	13.4	9.79	7.78	5.94	4.77	4.06	3.48	2.74	2.24	1.21
1.67V/cell	74.6	50.5	38.9	31.1	22.8	16.6	13.5	9.87	7.84	5.98	4.80	4.09	3.50	2.76	2.26	1.22
1.60V/cell	80.4	53.1	40.4	32.1	23.3	16.9	13.8	10.0	7.97	6.08	4.88	4.15	3.56	2.80	2.29	1.24

Units: Amperes (25°C, 77°F)

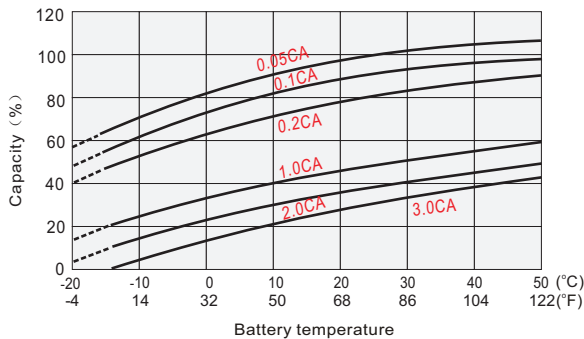
**DISCHARGE CHARACTERISTICS (25°C)  
CARACTÉRISTIQUES DE DÉCHARGE**



**FLOAT CHARGING CHARACTERISTICS  
CARACTÉRISTIQUES DE CHARGE EN FLOATING**



**TEMPERATURE EFFECTS IN RELATION TO BATTERY CAPACITY  
EFFETS DE LA TEMPÉRATURE SUR LA CAPACITÉ DE LA BATTERIE**



**EFFECT OF TEMPERATURE ON LONG TERM FLOAT LIFE  
EFFET DE LA TEMPÉRATURE SUR LA DURÉE DE VIE EN FLOATING À LONG TERME**

