



AGM LEAD ACID BATTERY

BATTERIE PLOMB AGM

2.3-12 General Purpose FR F4.8

MAIN INFORMATION / INFORMATIONS GÉNÉRALES

| | |
|---|----------------------------|
| BRAND / MARQUE | NX |
| TECHNOLOGY / TECHNOLOGIE | AGM Lead acid |
| NOMINAL VOLTAGE / TENSION NOMINALE | 12V |
| NOMINAL CAPACITY / CAPACITÉ NOMINALE (C ₂₀ , 1.75V/cell) | 2.3Ah |
| DIMENSIONS / DIMENSIONS | |
| • Length / Longueur | 178 ± 2mm (7.00 inches) |
| • Width / Largeur | 35 ± 1mm (1.38 inches) |
| • Height / Hauteur | 60 ± 1mm 5 (2.36 inches) |
| • Total height with terminals / Hauteur totale (avec cosSES) | 66 ± 1mm (2.60 inches) |
| WEIGHT (± 2 %) / POIDS (± 2 %) | Approx 0.93kg (2.05lbs) |
| TERMINAL / TYPE DE COSSES | F4.8 = FASTON 4.8 |
| CASING / TYPE DE BAC | UL94 V-0 (Flame retardant) |

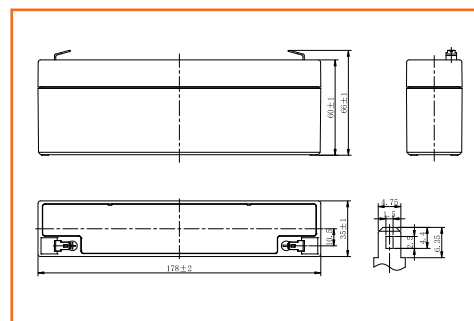


TECHNICAL INFORMATION / INFORMATIONS TECHNIQUES

| | |
|---|---|
| CAPACITY / CAPACITÉ | 2.30Ah/0.115A (20hr, 1.75V/cell, 25°C/77°F) 2.16Ah/0.216A (10hr, 1.75V/cell, 25°C/77°F) 1.98Ah/0.396A (5hr, 1.75V/cell, 25°C/77°F) 1.76Ah/0.587A (3hr, 1.75V/cell, 25°C/77°F) 1.45Ah/1.45A (1hr, 1.60V/cell, 25°C/77°F) |
| DISCHARGE CURRENT / COURANT DE DÉCHARGE | 34.5A (5s) |
| INTERNAL RESISTANCE / RÉSISTANCE INTERNE | Approx 95mΩ |
| OPERATING TEMPERATURE RANGE / PLAGE DE TEMPÉRATURE | |
| • Discharging / Décharge | -15°~50°C (5 ~122°F) |
| • Charging / Charge | -20°~40°C (-4 ~104°F) |
| • Storage / Stockage | -15°~40°C (5 ~104°F) |
| NOMINAL OPERATING TEMPERATURE / TEMPÉRATURE D'UTILISATION | 25 ± 3°C (77 ± 5°F) |
| CAPACITY VS TEMPERATURE / CAPACITÉ SELON LA TEMPÉRATURE | 40°C (104°F) 103% 25°C (77°F) 100% 0°C (32°F) 86% |

Terminal

Unité : mm / Unit: inches



APPLICATIONS / APPLICATIONS

All purpose / Tout usage

UPS / Onduleur

Emergency light / Éclairage de secours

Railway signal / Signalisation ferroviaire

Alarm and security system / Alarme et sécurité

Aircraft signal / Signal d'avion

Electronic devices and equipment / Appareils et équipements électroniques

Emergency backup / Alimentation de secours

Power supply / Réserve d'énergie

www.enix-energies.com • Date: 2023-03-09



1 / 2

OUTLINE SAFETY WARNING: USE ONLY WITHIN THE ALLOWED PARAMETERS. Do not short circuit or over-load the battery. Charge only using an approved charger designed specifically to charge this battery. Do not heat above maximum temperatures indicated. Never crush, mutilate, puncture or abuse the battery. Do not dismantle the pack or disable any of the protective devices or circuits. DO NOT USE THE BATTERY IF YOU SUSPECT IT MAY BE FAULTY OR DAMAGED.

© Copyright Enix Energies 2005. NB: This document and the product design are the intellectual property of Enix Energies. No document or design may be copied or used for commercial purposes without written permission of Enix Energies. Users must satisfy themselves, by means of testing etc, that products are suitable for their application. Data in this document is for general guidance only; consult cell manufacturers data for definitive information. Information is given free of charge and in good faith, but no responsibility can be accepted for any errors or omission or costs or losses or liabilities arising from the use of this information. All business is conducted to Enix Energies terms and conditions only.

CONSTANT CURRENT DISCHARGE CHARACTERISTICS / CARACTÉRISTIQUES DE DÉCHARGE À COURANT CONSTANT

| FV/Time | 5min | 10min | 15min | 20min | 30min | 45min | 1h | 1.5h | 2h | 3h | 4h | 5h | 6h | 8h | 10h | 20h |
|------------|------|-------|-------|-------|-------|-------|------|-------|-------|-------|-------|-------|-------|-------|-------|-------|
| 1.85V/cell | 6.10 | 4.48 | 3.56 | 2.90 | 2.16 | 1.62 | 1.32 | 0.989 | 0.792 | 0.569 | 0.453 | 0.385 | 0.329 | 0.259 | 0.211 | 0.113 |
| 1.80V/cell | 6.61 | 4.71 | 3.70 | 2.99 | 2.21 | 1.65 | 1.35 | 1.01 | 0.804 | 0.578 | 0.459 | 0.391 | 0.334 | 0.262 | 0.214 | 0.114 |
| 1.75V/cell | 7.14 | 4.94 | 3.83 | 3.08 | 2.27 | 1.69 | 1.37 | 1.02 | 0.817 | 0.587 | 0.466 | 0.396 | 0.338 | 0.265 | 0.216 | 0.115 |
| 1.70V/cell | 7.68 | 5.17 | 3.97 | 3.17 | 2.32 | 1.72 | 1.40 | 1.04 | 0.830 | 0.595 | 0.472 | 0.401 | 0.342 | 0.269 | 0.219 | 0.116 |
| 1.67V/cell | 7.99 | 5.31 | 4.05 | 3.23 | 2.35 | 1.74 | 1.41 | 1.05 | 0.838 | 0.600 | 0.476 | 0.404 | 0.345 | 0.271 | 0.221 | 0.117 |
| 1.60V/cell | 8.71 | 5.63 | 4.24 | 3.35 | 2.42 | 1.78 | 1.45 | 1.07 | 0.855 | 0.612 | 0.485 | 0.411 | 0.351 | 0.275 | 0.224 | 0.118 |

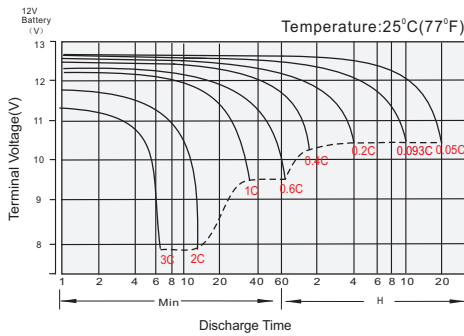
Units: Amperes (25°C, 77°F)

CONSTANT POWER DISCHARGE CHARACTERISTICS / CARACTÉRISTIQUES DE DÉCHARGE À PUISSANCE CONSTANTE

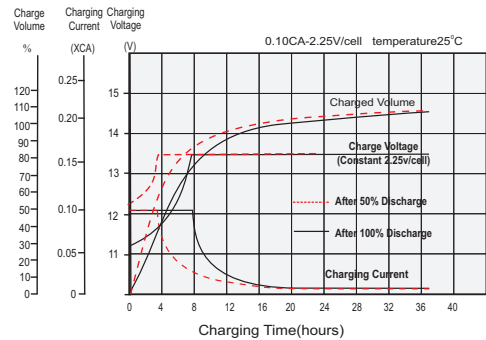
| FV/Time | 5min | 10min | 15min | 20min | 30min | 45min | 1h | 1.5h | 2h | 3h | 4h | 5h | 6h | 8h | 10h | 20h |
|------------|------|-------|-------|-------|-------|-------|------|------|------|------|-------|-------|-------|-------|-------|-------|
| 1.85V/cell | 11.6 | 8.58 | 6.83 | 5.58 | 4.17 | 3.14 | 2.58 | 1.93 | 1.55 | 1.12 | 0.892 | 0.761 | 0.652 | 0.514 | 0.420 | 0.225 |
| 1.80V/cell | 12.5 | 8.96 | 7.07 | 5.73 | 4.26 | 3.20 | 2.62 | 1.96 | 1.57 | 1.13 | 0.903 | 0.770 | 0.660 | 0.519 | 0.425 | 0.228 |
| 1.75V/cell | 13.4 | 9.35 | 7.28 | 5.88 | 4.34 | 3.25 | 2.65 | 1.98 | 1.59 | 1.15 | 0.914 | 0.779 | 0.667 | 0.525 | 0.430 | 0.229 |
| 1.70V/cell | 14.3 | 9.73 | 7.50 | 6.02 | 4.42 | 3.30 | 2.69 | 2.01 | 1.61 | 1.16 | 0.925 | 0.788 | 0.675 | 0.531 | 0.434 | 0.232 |
| 1.67V/cell | 14.8 | 9.96 | 7.64 | 6.11 | 4.47 | 3.33 | 2.71 | 2.03 | 1.62 | 1.17 | 0.931 | 0.793 | 0.679 | 0.535 | 0.437 | 0.232 |
| 1.60V/cell | 16.0 | 10.5 | 7.93 | 6.31 | 4.58 | 3.40 | 2.77 | 2.06 | 1.65 | 1.19 | 0.947 | 0.805 | 0.690 | 0.543 | 0.444 | 0.235 |

Units: Amperes (25°C, 77°F)

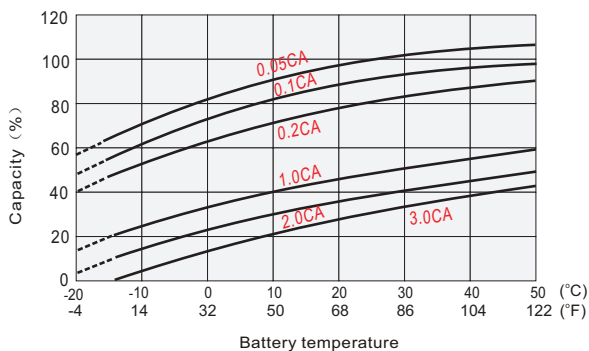
**DISCHARGE CHARACTERISTICS (25°C)
CARACTÉRISTIQUES DE DÉCHARGE**



**FLOAT CHARGING CHARACTERISTICS
CARACTÉRISTIQUES DE CHARGE EN FLOATING**



**TEMPERATURE EFFECTS IN RELATION TO BATTERY CAPACITY
EFFETS DE LA TEMPÉRATURE SUR LA CAPACITÉ DE LA BATTERIE**



**EFFECT OF TEMPERATURE ON LONG TERM FLOAT LIFE
EFFET DE LA TEMPÉRATURE SUR LA DURÉE DE VIE EN FLOATING À LONG TERME**

