



AGM LEAD ACID BATTERY

55-12 General Purpose FR M6-M



MAIN INFORMATION / INFORMATIONS GÉNÉRALES

BRAND / MARQUE	NX
TECHNOLOGY / TECHNOLOGIE	AGM Lead acid
NOMINAL VOLTAGE / TENSION NOMINALE	12V
NOMINAL CAPACITY / CAPACITÉ NOMINALE	55Ah (10hr)
DIMENSIONS (± 2 mm) / DIMENSIONS (± 2 mm)	
• Length / Longueur	228 ± 2mm (12.99 inches)
• Width / Largeur	138 ± 2mm (6.81 inches)
• Height / Hauteur	208 ± 2mm (8.35 inches)
• Total height with terminals / Hauteur totale (avec cosSES)	228 ± 2mm (8.66 inches)
WEIGHT (± 2 %) / POIDS (± 2 %)	Approx 17kg (37.47lbs)
TERMINAL / TYPE DE COSSES	M6-M = M6 MALE
CASING / TYPE DE BAC	UL94 HB (Standard ABS)
COLOR / COULEUR DE BAC	Black top and black case

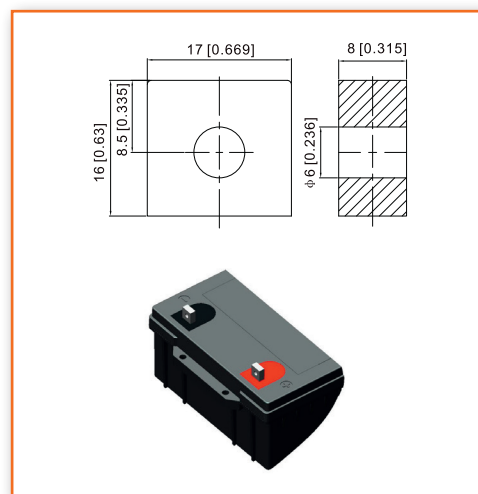


TECHNICAL INFORMATION / INFORMATIONS TECHNIQUES

CAPACITY / CAPACITÉ	57.2Ah / 2.86A (20hr, 1.80V/cell, 25°C/77°F) 55.0Ah / 5.50A (10hr, 1.80V/cell, 25°C/77°F) 47.3Ah / 9.46A (5hr, 1.75V/cell, 25°C/77°F) 42.9Ah / 14.3A (3hr, 1.75V/cell, 25°C/77°F) 33.6Ah / 33.6A (1hr, 1.60V/cell, 25°C/77°F)
DISCHARGE CURRENT / COURANT DE DÉCHARGE	660A (5s)
INTERNAL RESISTANCE / RÉSISTANCE INTERNE	Approx 7.5mΩ
OPERATING TEMPERATURE RANGE / PLAGES DE TEMPÉRATURE	
• Discharging / Décharge	-15°~50°C (5 ~122°F)
• Charging / Charge	0°~40°C (32 ~104°F)
• Storage / Stockage	-15°~40°C (5 ~104°F)
NOMINAL OPERATING TEMPERATURE / TEMPÉRATURE D'UTILISATION	25 ± 3°C (77 ± 5°F)
CAPACITY VS TEMPERATURE / CAPACITÉ SELON LA TEMPÉRATURE	40°C (104°F) 103% 25°C (77°F) 100% 0°C (32°F) 86%

Terminal

Unité : mm / Unit: inches



APPLICATIONS

All purpose / Tout usage
UPS / Onduleur
Emergency light / Éclairage de secours
Railway signal / Signalisation ferroviaire

Alarm and security system / Alarme et sécurité
Aircraft signal / Signal d'avion
Electronic devices and equipment / Appareils et équipements électroniques

TMD 1 Description, classe : UN 2800 – accumulateurs inversables remplis d'électrolyte liquide, 8, none, (E)	
ADR : Not regulated	IMDG Not regulated
IATA : Exempt	Procédure TMD PROC 2 : UN 2800



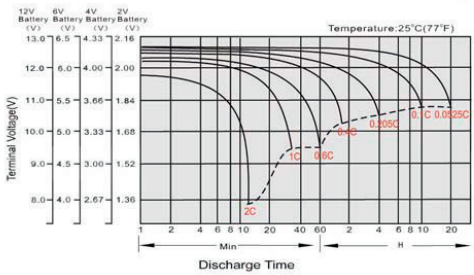
CONSTANT CURRENT DISCHARGE (AMPERES) AT 25°C
TABLE DE DÉCHARGE À COURANT ET PUISSANCE CONSTANTS (A) À 25°C

F.V/Temps	5min	10min	15min	20min	30min	45min	1h	2h	3h	4h	5h	6h	8h	10h	20h
1.85V/cell	94.1	74.0	62.9	52.6	41.8	31.7	25.9	16.5	13.1	10.7	8.60	7.49	6.08	5.19	2.83
1.80V/cell	126.4	94.6	76.0	62.2	49.4	36.8	29.0	18.0	14.1	11.4	9.23	8.03	6.45	5.50	2.86
1.75V/cell	142.5	103.9	83.1	66.9	51.3	38.2	30.4	18.7	14.3	11.6	9.46	8.25	6.56	5.56	2.89
1.70V/cell	156.9	113.3	88.7	70.4	53.3	39.7	31.3	19.4	14.7	11.9	9.71	8.42	6.65	5.61	2.94
1.65V/cell	173.0	122.2	94.3	74.7	56.3	40.7	32.4	20.0	15.3	12.4	9.98	8.61	6.75	5.73	2.98
1.60V/cell	190.8	132.7	100.8	79.6	59.4	42.5	33.6	20.7	15.8	12.7	10.3	8.79	6.82	5.79	3.00

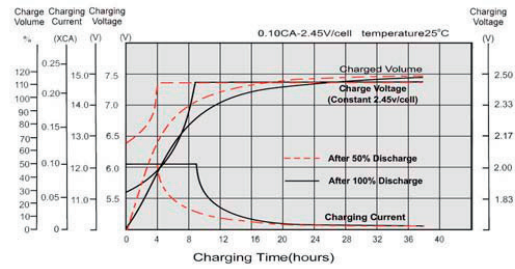
CONSTANT POWER DISCHARGE (WATTS) AT 25°C
DÉCHARGE À PUISSANCE CONSTANTE (WATTS) À 25°C

F.V/Temps	5min	10min	15min	20min	30min	45min	1h	2h	3h	4h	5h	6h	8h	10h	20h
1.85V/cell	172.1	136.7	117.4	99.2	79.7	60.9	50.0	32.1	25.5	20.9	16.9	14.7	12.0	10.3	5.61
1.80V/cell	228.6	172.6	140.0	115.6	92.7	70.2	55.7	34.8	27.2	22.2	18.0	15.7	12.7	10.9	5.66
1.75V/cell	252.2	186.6	151.0	123.1	95.4	72.2	58.0	35.9	27.6	22.6	18.4	16.1	12.9	11.0	5.70
1.70V/cell	270.0	198.8	159.0	128.4	98.7	74.8	59.7	37.3	28.4	23.1	18.9	16.4	13.0	11.1	5.81
1.65V/cell	293.6	212.6	167.8	135.4	103.3	76.0	61.2	38.1	29.4	23.8	19.3	16.7	13.2	11.3	5.88
1.60V/cell	316.3	225.5	176.5	142.7	108.3	78.8	63.1	39.2	30.2	24.5	19.9	17.0	13.3	11.4	5.90

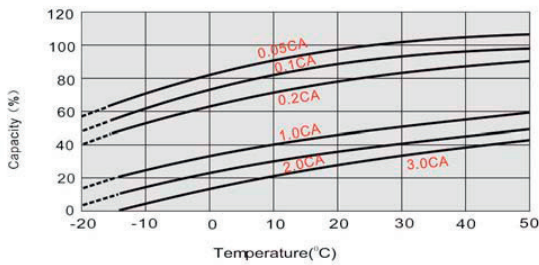
DISCHARGE CHARACTERISTICS
CARACTÉRISTIQUES DE DÉCHARGE



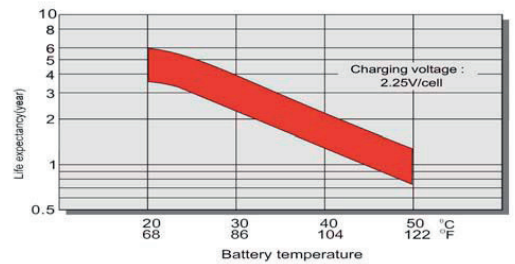
FLOAT CHARGING CHARACTERISTICS
CARACTÉRISTIQUES DE CHARGE EN FLOATING



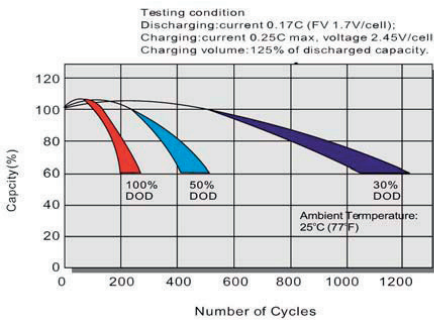
TEMPERATURE EFFECTS IN RELATION TO BATTERY CAPACITY
EFFET DE LA TEMPÉRATURE SUR LA BATTERIE



EFFECT OF TEMPERATURE ON LONG TERM FLOAT LIFE
EFFET DE LA TEMPÉRATURE SUR LA DURÉE DE VIE EN FLOATING



CYCLE LIFE IN RELATION TO DEPTH OF DISCHARGE
CYCLE DE VIE EN FONCTION DE LA PROFONDEUR DE LA DÉCHARGE



SELF DISCHARGE CHARACTERISTICS
RELATION ENTRE LA CAPACITÉ ET LE TEMPS DE STOCKAGE

