



Yuasa Fiche de données techniques

Yuasa YBX3110 - Batteries SMF YBX3000

* Due to unprecedented demand following the easing of COVID-19 lockdown measures, this product may be supplied without a state of charge indicator and not conform to the level of roll over protection advertised. Product performance and quality are not affected by this. Please check battery labels for specification details.

Performance

Tension	12V
Capacité (20 heures)	80Ah
Performances en démarrage à froid (EN1)	760A

Dimensions

Longueur	317mm
Largeur	175mm
Hauteur	175mm



Poids & Mesures

Poids moyen avec acide	17.2kg
------------------------	--------

Caractéristiques du bac

Type de bac	LB4 DIN
Système de fixation	B3
Indicateur de l'état de charge	✓
Poignées	✓
Sortie(s) d'aération	✓
Type de couvercle	Double capot (anti-écoulement et sans entretien)

Technologie

Dispositif stop-flamme	✓
Technologie	Ca/Ca
Séparateur	PE
Test de retournement VDA	✓
Taux de charge recommandé	4A
Performance Marking	W3-C2-V2-E1

Type de bornes

T1

Standard DIN Post

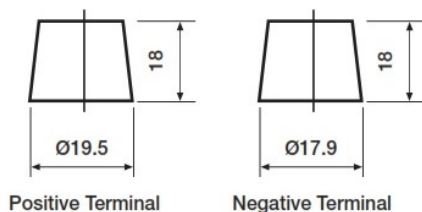
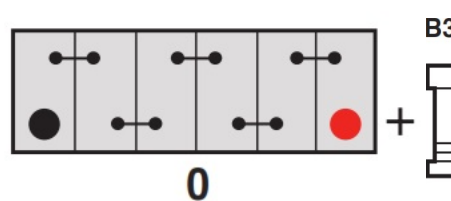
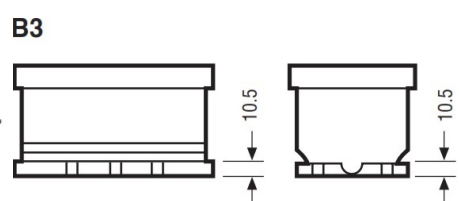


Schéma de montage des éléments



Système de fixation de la batterie



Date de publication: 11/02/2021 - E&OE



Yuasa Technical Data Sheet

Yuasa YBX3110 - YBX3000 SMF Batteries

* Due to unprecedented demand following the easing of COVID-19 lockdown measures, this product may be supplied without a state of charge indicator and not conform to the level of roll over protection advertised. Product performance and quality are not affected by this. Please check battery labels for specification details.

Performance

Voltage	12V
Capacity (20-hour)	80Ah
Cold Cranking Amps (EN1)	760A

Dimensions

Length	317mm
Width	175mm
Height	175mm



Weights & Measures

Mean Weight with Acid	17.2kg
-----------------------	--------

Container Features

Case Type	LB4 DIN
Hold Down	B3
State of Charge Indicator	✓
Handles	✓
End Venting	✓
Lid Type	SMF Double Lid

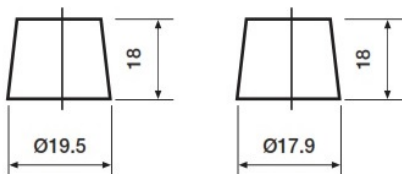
Technology

Flame Arrestor Technology	✓
Separator	Ca/Ca
VDA Roll Over Test	PE
Recommended Charge Rate	✓
Performance Marking	4A
	W3-C2-V2-E1

Terminal Type

T1

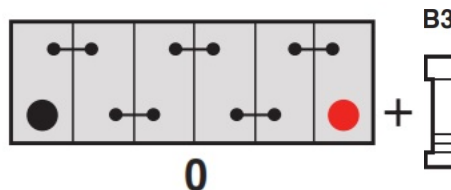
Standard DIN Post



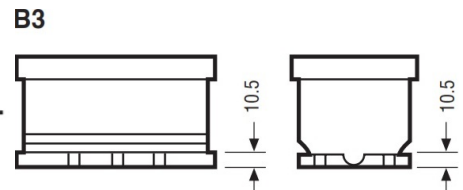
Positive Terminal

Negative Terminal

Cell Assembly Layout



Battery Hold-down



Data Sheet generated on 11/02/2021 – E&OE