



## Yuasa Fiche de données techniques

### Yuasa YBX1622 - Super Heavy Duty Battery

#### Performance

Tension	12V
Capacité (20 heures)	150Ah
Performances en démarrage à froid (EN1)	900A

#### Dimensions

Longueur	510mm
Largeur	216mm
Hauteur	210mm



#### Poids & Mesures

Poids moyen avec acide	39.2kg
------------------------	--------

#### Caractéristiques du bac

Type de bac	MAC 143
Schéma de montage	3
Système de fixation	N
Poignées	✓
Type de couvercle	Raised Plug

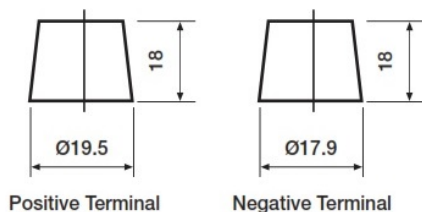
#### Technologie

Technologie	Sb/Ca
Taux de charge recommandé	8A
Performance Marking	W2-C2-V2-E1

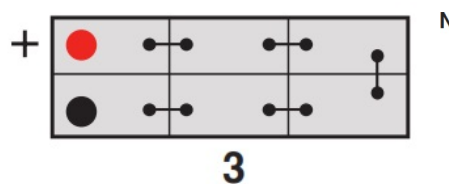
#### Type de bornes

##### T1

Standard DIN Post



#### Schéma de montage des éléments



#### Système de fixation de la batterie



Date de publication: 11/02/2021 - E&OE



## Yuasa Technical Data Sheet

### Yuasa YBX1622 - Super Heavy Duty Battery

#### Performance

Voltage	12V
Capacity (20-hour)	150Ah
Cold Cranking Amps (EN1)	900A

#### Dimensions

Length	510mm
Width	216mm
Height	210mm



#### Weights & Measures

Mean Weight with Acid	39.2kg
-----------------------	--------

#### Container Features

Case Type	MAC 143
Cell Layout	3
Hold Down	N
Handles	✓
Lid Type	Raised Plug

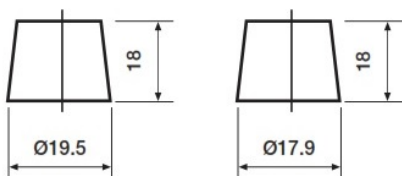
#### Technology

Technology	Sb/Ca
Recommended Charge Rate	8A
Performance Marking	W2-C2-V2-E1

#### Terminal Type

##### T1

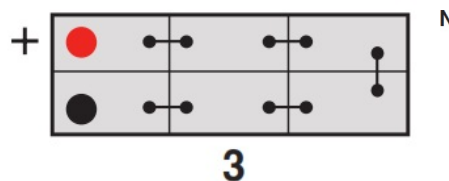
Standard DIN Post



Positive Terminal

Negative Terminal

#### Cell Assembly Layout



3

#### Battery Hold-down



Data Sheet generated on 11/02/2021 - E&OE