

LM 26500

Primary Li-MnO₂ cell

3 V lithium manganese dioxide C-size spiral cell

Saft's LM 26500 cell is ideally suited for applications requiring high energy and long operating life, with stable voltage under high discharge rates in -40°C / +85°C environment.

Benefits

- High drain/ high pulse capability
- High voltage response, stable during most of the lifetime of the application even after long dormant periods
- High capacity at high current and low temperature
- Low self-discharge compatible with long operating life (less than 1% after 1 year of storage at +20°C)
- Superior resistance to corrosion
- Low magnetic signature

Key features

- Spiral construction
- Hermetic construction with glass to metal seal
- Stainless steel container
- Integrated safety vent
- Non corrosive electrolyte
- Non pressurized at room temperature
- Restricted for transport (Class 9)
- RoHS and REACH compliant
- Made in USA

Designed to meet all major quality, safety and environment standards

- Safety: UL 1642 and IEC 60086-4
- Transport: UN 3090 and UN 3091
- Quality: ISO 9001, Saft World Class Continuous program

Typical applications

- Utility Metering
- Alarms and security
- Tracking systems
- GSM/GPRS communication
- Radio communications systems
- Medical devices
- IoT devices



Electrical characteristics

(Typical values relative to cells stored up to one year at +30°C max)

Nominal capacity (at 10 mA (320 Ω), +20°C, 2.0 V cut-off) ⁽¹⁾	7.4 Ah
Open circuit voltage (at +20 °C)	3.2 V
Nominal voltage (under 1 mA, +20°C)	3.0 V
Nominal energy (at 10 mA (320 Ω), +20°C, 2.0 V cut-off)	20.9 Wh
Pulse capability ⁽²⁾	up to 4.0 A
Maximum recommended continuous current	2.0 A

Operating conditions

Operating temperature range ⁽³⁾	-40°C to +85°C
Storage temperatures	Recommended ⁽⁴⁾ +30°C MAX

Physical characteristics

Diameter (max)	26.0 mm
Height (max)	51.5 mm
Typical weight	61 g
Li metal content	approx. 2.8 g

Termination

Available termination suffix	CNR	radial tabs
	3 PF, 3 PF RP, 4 PF	radial pins
	FL	flying leads
	Other configurations upon request	

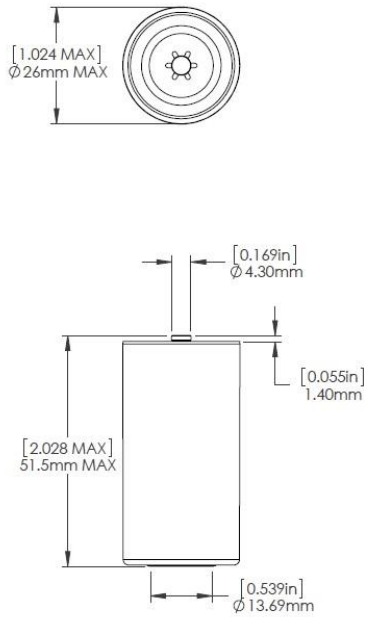
⁽¹⁾ Dependent upon current drain, temperature and cut-off.

⁽²⁾ Dependent upon pulse characteristics, temperature, cell history and application. Higher rates are available under certain circumstances.

⁽³⁾ To maintain cell heating within safe limits. Battery packs may imply lower level of maximum current and may require specific thermal protection. Consult Saft.

⁽⁴⁾ Long-time storage at high temperature may affect performances. Consult Saft.

LM 26500 dimensions



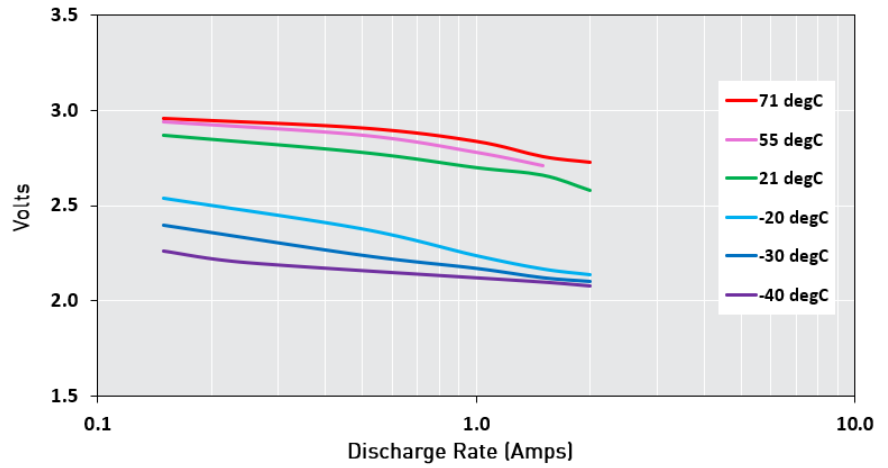
Storage

- The storage area should be clean, cool (preferably not exceeding +30°C), dry and ventilated

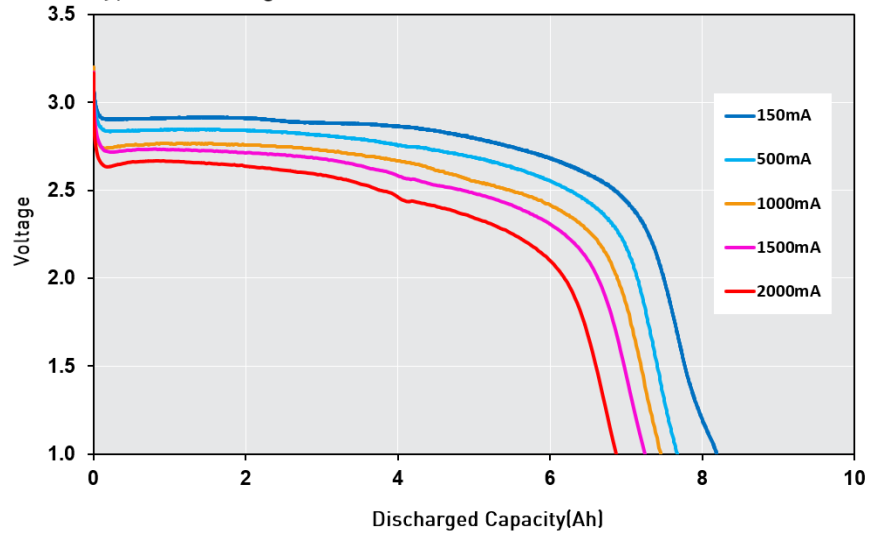
Warning

- Fire, explosion and burn hazard.
- Do not recharge, short circuit, crush, disassemble, heat above +85°C, incinerate, or expose contents to water.
- Do not solder directly to the cell (use tabbed cell versions instead).
- Do not obstruct venting mechanism.
- Minimum clearance 2 mm (0.08 in) at negative end of cell.

Voltage plateau vs. rate at various temperatures at mid-discharge



Typical discharge curves for various rates at 21° C



Capacity vs. rate at various temperatures

